


FIBER MANAGEMENT

WALL BOXES

W03-LOCKABLE WALL BOXES 12 POSITION

The wall box system in its basic form is supplied with the box unloaded ready for you to install the adapter of your choice. The box can also be pre-loaded complete with the required adapter and simple splice management kit, or pre-loaded with pigtails to meet your project needs.





	LC QUAD SINGLEMODE	
	W03(12POS)	WITH
	w03lqs04	4 adapters
	w03lqs08	8 adapters
	w03lqs12	12 adapters
Adapter only part on.LCQUADBLUE		


	LC QUAD MULTIM DUPLEX	
	W03(12POS)	WITH
	w03lqs04	4 adapters
	w03lqs08	8 adapters
	w03lqs12	12 adapters
Adapter only part on.LCQUADBEIGE		

W03 Specification:

Dimensions Width: 255mm
 Depth: 50mm
 Height: 270mm
 Weight: 2kg Fully loaded
 Colour: Grey RAL7035
 Cable entry 2x20mm Gland hole

	SC SINGLEMODE DUPLEX	
	W03(12POS)	WITH
	w03scs04	4 adapters
	w03scs08	8 adapters
	w03scs12	12 adapters
Adapter only part on.SCUDXR02		

	SCA SINGLEMODE DUPLEX	
	W03(12POS)	WITH
	w03sca04	4 adapters
	w03sca08	8 adapters
	w03sca12	12 adapters
Adapter only part on.SCAPCUDGREEN		

	SC MULTIM DUPLEX	
	W03(12POS)	WITH
	w03scm04	4 adapters
	w03scm08	8 adapters
	w03scm12	12 adapters
Adapter only part on.SCUDPHBRBEIGE		