


FIBER MANAGEMENT


WALL BOXES

W05-LOCKABLE WALL BOXES 12 POSITION

The wall box system in its basic form is supplied with the box unloaded ready for you to install the adapter of your choice. The box can also be pre-loaded complete with the required adapter and simple splice management kit, or pre-loaded with pigtails to meet your project needs.





	ST SINGLEMODE	
	W05(12POS)	WITH
	w05lqs04	4 adapters
	w05lqs08	8 adapters
	w05lqs12	12 adapters
Adapter only part on.LCQUADBLUE		


	ST MULTIMODE	
	W05(12POS)	WITH
	w05lqs04	4 adapters
	w05lqs08	8 adapters
	w05lqs12	12 adapters
Adapter only part on.LCQUADBEIGE		

W05 Specification:

Dimensions Width: 255mm
 Depth: 50mm
 Height: 270mm
 Weight: 2kg Fully loaded
 Colour: Grey RAL7035
 Cable entry 2x20mm Gland hole

	FC SINGLEMODE	
	W05(12POS)	WITH
	w05scs04	4 adapters
	w05scs08	8 adapters
	w05scs12	12 adapters
Adapter only part on.SCUDXR02		

	FC MULTIMODE	
	W05(12POS)	WITH
	w05sca04	4 adapters
	w05sca08	8 adapters
	w05sca12	12 adapters
Adapter only part on.SCAPCUDGREEN		

	FCA SINGLEMODE	
	W05(12POS)	WITH
	w05scm04	4 adapters
	w05scm08	8 adapters
	w05scm12	12 adapters
Adapter only part on.SCUDPHBRBEIGE		