

# FIBER MANAGEMENT

## WALL BOXES


### W07-LOCKABLE WALL BOXES 72 POSITION





#### W07 Specification:


Dimensions Width: 358mm  
 Depth: 121mm  
 Height: 360mm  
 Weight: 6kg Fully loaded  
 Colour: Grey RAL7035  
 4x20mm and 4x25mm cable entry,  
 top and bottom 2x Slotted cable exit.





	SC MULTIMODE SIMPLEX	
	W07(72POS)	WITH
	w07scm24	24 adapters
	w07scm36	36 adapters
	w07scm48	48 adapters
	w07scm72	72 adapters
Adapter only part no. SCUSPHRBEIGE		


	LC MULTIMODE DUPLEX	
	W07(72POS)	WITH
	w07lcm24	24 adapters
	w07lcm36	36 adapters
	w07lcm48	48 adapters
	w07lcm72	72 adapters
Adapter only part no. LCDPXBEIGE		


	SC SINGLEMODE SIMPLEX	
	W07(72POS)	WITH
	w07scs24	24 adapters
	w07scs36	36 adapters
	w07scs48	48 adapters
	w07scs72	72 adapters
Adapter only part no. SCAPCUSGREEN		

	LC SINGLEMODE DUPLEX	
	W07(72POS)	WITH
	w07lcs24	24 adapters
	w07lcs36	36 adapters
	w07lcs48	48 adapters
	w07lcs72	72 adapters
Adapter only part no. LCDPXBLUE		

	MTRJ	
	W07(72POS)	WITH
	w07mtm24	24 adapters
	w07mtm36	36 adapters
	w07mtm48	48 adapters
	w07mtm72	72 adapters
Adapter only part no. MTRJUNITER		

	E2000-APC	
	W07(72POS)	WITH
	w07e2a24	24 adapters
	w07e2a36	36 adapters
	w07e2a48	48 adapters
	w07e2a72	72 adapters
Adapter only part no. E2APCUGREEN		

	SC SINGLEMODE SIMPLEX	
	W07(72POS)	WITH
	w07scs24	24 adapters
	w07scs36	36 adapters
	w07scs48	48 adapters
	w07scs72	72 adapters
Adapter only part no. SCUSZR02		

	E2000 SINGLEMODE	
	W07(72POS)	WITH
	w07e2s24	24 adapters
	w07e2s36	36 adapters
	w07e2s48	48 adapters
	w07e2s72	72 adapters
Adapter only part no. E2UBLUE		