


# FIBER MANAGEMENT

## WALL BOXES


### W08-LOCKABLE WALL BOXES 48 POSITION


The wall box system in its basic form is supplied with the box unloaded ready for you to install the adapter of your choice. The box can also be pre-loaded complete with the required adapter and simple splice management kit, or pre-loaded with pigtails to meet your project needs.




	LC QUAD SINGLEMODE	
	W08(48POS)	WITH
	w08lqs18	18 adapters
	w08lqs24	24 adapters
	w08lqs48	48 adapters
Adapter only part on.LCQUADBLUE		

	LC QUAD MULTIM DUPLEX	
	W08(48POS)	WITH
	w08lqs18	18 adapters
	w08lqs24	24 adapters
	w08lqs48	48 adapters
Adapter only part on.LCQUADBEIGE		

	SC SINGLEMODE DUPLEX	
	W08(48POS)	WITH
	w08scs18	18 adapters
	w08scs24	24 adapters
	w08scs48	48 adapters
Adapter only part on.SCUDXR02		

	SCA SINGLEMODE DUPLEX	
	W08(48POS)	WITH
	w08sca18	18 adapters
	w08sca24	24 adapters
	w08sca48	48 adapters
Adapter only part on.SCAPCUDGREEN		

	SC MULTIM DUPLEX	
	W08(48POS)	WITH
	w08scm18	18 adapters
	w08scm24	24 adapters
	w08scm48	48 adapters
Adapter only part on.SCUDPHRBEIGE		

#### W08 Specification:

Dimensions Width: 358mm  
 Depth: 121mm  
 Height: 360mm  
 Weight: 6kg Fully loaded  
 Colour: Grey RAL7035  
 4x20mm and 4x25mm cable entry,  
 top and bottom 2x Slotted cable exit.